

# PACIFIC DYNAMIX<sup>®</sup> PORTFOLIOS

Available through Pacific Life Variable Annuities



## PORTFOLIO INFORMATION AS OF 9/30/24

### Four Diversified Portfolios

Pacific Dynamix Portfolios offer you an easy way to diversify your variable annuity assets based on your long-term financial goals, investing time horizon, and risk comfort level. Each Pacific Dynamix Portfolio is a fund-of-funds that invests in a wide range of index-linked portfolios. The asset-class allocations shown reflect allocations to the underlying portfolios. Each underlying portfolio represents a variety of investment styles and security types.

### Pacific Dynamix Can Offer You

- **Index-Linked Portfolios:** Lower expenses associated with index-based investments can allow a Pacific Dynamix Portfolio to play a key role in managing the long-term cost of your overall investment portfolio.
- **Investment Depth and Knowledge:** You gain exposure to a wide range of securities that spans across multiple countries and asset classes—all managed by respected firms such as BlackRock, Fidelity,<sup>1</sup> and State Street Global Advisors.

### Why A Pacific Life Variable Annuity

A variable annuity is a long-term contract between you and an insurance company that helps you grow, protect, and manage retirement savings in a tax-advantaged way. Variable annuities can provide:

- **Protected monthly lifetime income** so that you have money for as long as you live.
- **Protection against market loss** through optional benefits that help minimize downside risk.
- **Tax-deferred growth** so that your money grows faster through the power of compounding.
- **Flexible access to your money** should you need it for the unexpected.
- **Leave a financial legacy** through a beneficiary benefit.

A beneficiary benefit is referred to as a death benefit in the prospectus.

Our variable annuities also offer features such as asset allocation and optional principal protection. Optional benefits are available for an additional cost.

Annuity withdrawals and other distributions of taxable amounts, including death benefit payouts, will be subject to ordinary income tax. For nonqualified contracts, an additional 3.8% federal tax may apply on net investment income. If withdrawals and other distributions are taken prior to age 59½, an additional 10% federal income tax may apply. A withdrawal charge also may apply. Withdrawals will reduce the contract value and the value of the death benefits, and also may reduce the value of any optional benefits.

<sup>1</sup>The subadvisor is FIAM LLC; Geode Capital Management, LLC, manages the Fund on a day-to-day basis as the sub-subadvisor.

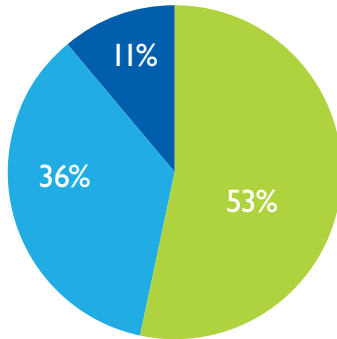
Insurance products can be issued in all states, except New York, by Pacific Life Insurance Company and in all states by Pacific Life & Annuity Company. Product/material availability and features may vary by state.

# PACIFIC DYNAMIX® PORTFOLIOS

PORTFOLIO INFORMATION AS OF 9/30/24

## CONSERVATIVE-GROWTH ✓

### Broad Asset-Class Allocations



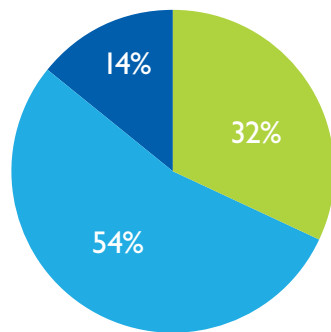
- Fixed Income
- Domestic Equity
- International Equity

Each underlying fund may include exposure to multiple broad asset classes. Total allocation percentages may not equal 100% due to rounding.

| Manager/<br>Fund Name   | Morningstar<br>Category™     | Allocation (%) |
|---|------------------------------|----------------|
| <b>Fixed Income</b>   |                              |                |
| <b>State Street Global Advisors</b><br>PD I-3 Year Corporate Bond | Short-Term Bond              | 2.4            |
| <b>State Street Global Advisors</b><br>PD Aggregate Bond Index    | Multisector Bond             | 44.4           |
| <b>State Street Global Advisors</b><br>PD High Yield Bond Market  | High-Yield Bond              | 6.0            |
| <b>Domestic Equity</b>  |                              |                |
| <b>BlackRock</b> PD Large-Cap Growth Index                        | Large Growth                 | 14.8           |
| <b>BlackRock</b> PD Large-Cap Value Index                         | Large Value                  | 15.9           |
| <b>BlackRock</b> PD Mid-Cap Index                                 | Mid-Cap Blend                | 3.6            |
| <b>BlackRock</b> PD Small-Cap Growth Index                        | Small Growth                 | 1.0            |
| <b>BlackRock</b> PD Small-Cap Value Index                         | Small Value                  | 1.0            |
| <b>International Equity</b>                                       |                              |                |
| <b>FIAM LLC</b><br>PD Emerging Markets Index                      | Diversified Emerging Markets | 1.0            |
| <b>FIAM LLC</b><br>PD International Large-Cap Index               | Foreign Large Blend          | 9.7            |

## MODERATE-GROWTH ✓

### Broad Asset-Class Allocations



- Fixed Income
- Domestic Equity
- International Equity

Each underlying fund may include exposure to multiple broad asset classes. Total allocation percentages may not equal 100% due to rounding.

| Manager/<br>Fund Name   | Morningstar<br>Category      | Allocation (%) |
|---|------------------------------|----------------|
| <b>Fixed Income</b>   |                              |                |
| <b>State Street Global Advisors</b><br>PD I-3 Year Corporate Bond | Short-Term Bond              | 1.4            |
| <b>State Street Global Advisors</b><br>PD Aggregate Bond Index    | Multisector Bond             | 26.6           |
| <b>State Street Global Advisors</b><br>PD High Yield Bond Market  | High-Yield Bond              | 3.9            |
| <b>Domestic Equity</b>  |                              |                |
| <b>BlackRock</b> PD Large-Cap Growth Index                        | Large Growth                 | 22.2           |
| <b>BlackRock</b> PD Large-Cap Value Index                         | Large Value                  | 21.9           |
| <b>BlackRock</b> PD Mid-Cap Index                                 | Mid-Cap Blend                | 6.6            |
| <b>BlackRock</b> PD Small-Cap Growth Index                        | Small Growth                 | 1.5            |
| <b>BlackRock</b> PD Small-Cap Value Index                         | Small Value                  | 2.0            |
| <b>International Equity</b>                                       |                              |                |
| <b>FIAM LLC</b><br>PD Emerging Markets Index                      | Diversified Emerging Markets | 1.5            |
| <b>FIAM LLC</b><br>PD International Large-Cap Index               | Foreign Large Blend          | 12.2           |

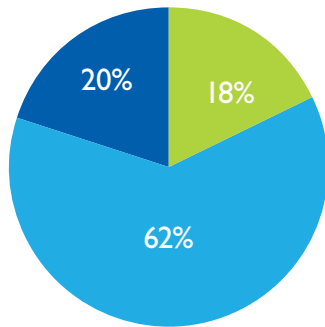
✓ Eligible for an optional living benefit.

# PACIFIC DYNAMIX® PORTFOLIOS

PORTFOLIO INFORMATION AS OF 9/30/24

## GROWTH ♦

### Broad Asset-Class Allocations



- Fixed Income
- Domestic Equity
- International Equity

Each underlying fund may include exposure to multiple broad asset classes. Total allocation percentages may not equal 100% due to rounding.

- ♦ Eligible with Investment Guard and Future Income Generator, optional living benefits.

| Manager/<br>Fund Name   | Morningstar<br>Category      | Allocation (%) |
|---|------------------------------|----------------|
| <b>Fixed Income</b>   |                              |                |
| <b>State Street Global Advisors</b><br>PD 1-3 Year Corporate Bond | Short-Term Bond              | 0.5            |
| <b>State Street Global Advisors</b><br>PD Aggregate Bond Index    | Multisector Bond             | 13.0           |
| <b>State Street Global Advisors</b><br>PD High Yield Bond Market  | High-Yield Bond              | 4.9            |
| <b>Domestic Equity</b>  |                              |                |
| <b>BlackRock</b> PD Large-Cap Growth Index                        | Large Growth                 | 25.1           |
| <b>BlackRock</b> PD Large-Cap Value Index                         | Large Value                  | 24.8           |
| <b>BlackRock</b> PD Mid-Cap Index                                 | Mid-Cap Blend                | 7.1            |
| <b>BlackRock</b> PD Small-Cap Growth Index                        | Small Growth                 | 2.5            |
| <b>BlackRock</b> PD Small-Cap Value Index                         | Small Value                  | 2.5            |
| <b>International Equity</b>                                       |                              |                |
| <b>FIAM LLC</b><br>PD Emerging Markets Index                      | Diversified Emerging Markets | 3.1            |
| <b>FIAM LLC</b><br>PD International Large-Cap Index               | Foreign Large Blend          | 17.1           |

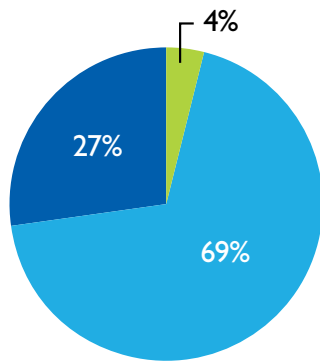
Asset allocation, although intended to provide diversification, does not guarantee future results, ensure a profit, or protect against loss. Better returns could be achieved by investing in an individual fund or funds representing a single asset class rather than using asset allocation. A fund-of-funds is subject to its own expenses along with the expenses of the underlying funds. It is typically exposed to the same risks as the underlying funds in which it invests in proportion to the allocation of assets among those underlying funds. Each underlying fund has its own investment goal, strategy, and risks and is not available for individual purchase. The prospectuses for the underlying funds are available at PacificLife.com.

# PACIFIC DYNAMIX® PORTFOLIOS

PORTFOLIO INFORMATION AS OF 9/30/24

## AGGRESSIVE GROWTH ♦

### Broad Asset-Class Allocations



- Fixed Income
- Domestic Equity
- International Equity

Each underlying fund may include exposure to multiple broad asset classes. Total allocation percentages may not equal 100% due to rounding.

- ♦ Eligible with Investment Guard and Future Income Generator, optional living benefits.

| Manager/<br>Fund Name  | Morningstar<br>Category      | Allocation (%) |
|--|------------------------------|----------------|
| <b>Fixed Income</b>  |                              |                |
| <b>State Street Global Advisors</b><br>PD Aggregate Bond Index   | Multisector Bond             | 2.9            |
| <b>State Street Global Advisors</b><br>PD High Yield Bond Market | High-Yield Bond              | 1.5            |
| <b>Domestic Equity</b>   |                              |                |
| <b>BlackRock</b> PD Large-Cap Growth Index                       | Large Growth                 | 28.0           |
| <b>BlackRock</b> PD Large-Cap Value Index                        | Large Value                  | 27.1           |
| <b>BlackRock</b> PD Mid-Cap Index                                | Mid-Cap Blend                | 8.6            |
| <b>BlackRock</b> PD Small-Cap Growth Index                       | Small Growth                 | 2.5            |
| <b>BlackRock</b> PD Small-Cap Value Index                        | Small Value                  | 3.0            |
| <b>International Equity</b>                                      |                              |                |
| <b>FIAM LLC</b><br>PD Emerging Markets Index                     | Diversified Emerging Markets | 3.5            |
| <b>FIAM LLC</b><br>PD International Large-Cap Index              | Foreign Large Blend          | 23.0           |

Morningstar Category classifications represent asset-class categories provided by a third party, Morningstar, Inc. Categories listed within a range of equity exposure indicate the potential equity range for all the investments within the respective category and may not reflect the exact allocation makeup of a variable annuity investment option offered by Pacific Life.

Although some portfolios may have names or investment goals that resemble retail mutual funds managed by the same money manager, these portfolios may not have the same underlying holdings or performance as the retail mutual funds. Investment results may be higher or lower.

Asset allocation, although intended to provide diversification, does not guarantee future results, ensure a profit, or protect against loss. Better returns could be achieved by investing in an individual fund or funds representing a single asset class rather than using asset allocation. A fund-of-funds is subject to its own expenses along with the expenses of the underlying funds. It is typically exposed to the same risks as the underlying funds in which it invests in proportion to the allocation of assets among those underlying funds. Each underlying fund has its own investment goal, strategy, and risks and is not available for individual purchase. The prospectuses for the underlying funds are available at PacificLife.com.

For more information, contact Pacific Life at: (800) 722-4448;  
in New York, (800) 748-6907; or visit our website.  
[PacificLife.com](http://PacificLife.com)

---

*Pacific Life is a product provider. It is not a fiduciary and therefore does not give advice or make recommendations regarding insurance or investment products.*

**This material is for informational purposes only and does not constitute investment advice or a recommendation.**

***You should carefully consider a variable annuity's risks, charges, limitations, and expenses, as well as the risks, charges, expenses, and investment goals of the underlying investment options. This and other information about Pacific Life are provided in the product and underlying fund prospectuses. These prospectuses are available from your financial professional or at [PacificLife.com](http://PacificLife.com). Read them carefully before investing.***

Pacific Life Fund Advisors LLC (PLFA), a wholly owned subsidiary of Pacific Life Insurance Company, is the investment adviser to the Pacific Dynamix portfolios and the underlying portfolios.

Under current law, a nonqualified annuity that is owned by an individual is generally entitled to tax deferral. IRAs and qualified plans—such as 401(k)s and 403(b)s—are already tax deferred. Therefore, a deferred annuity should be used only to fund an IRA or qualified plan to benefit from the annuity's features other than tax deferral. These include lifetime income, death benefit options, and the ability to transfer among investment options without sales or withdrawal charges.

Pacific Life refers to Pacific Life Insurance Company and its subsidiary Pacific Life & Annuity Company. Insurance products can be issued in all states, except New York, by Pacific Life Insurance Company and in all states by Pacific Life & Annuity Company. Product/material availability and features may vary by state. Each insurance company is solely responsible for the financial obligations accruing under the products it issues. Insurance product and rider guarantees, including optional benefits and any fixed subaccount crediting rates or annuity payout rates, are backed by the financial strength and claims-paying ability of the issuing insurance company and do not protect the value of the variable investment options. They are not backed by the broker/dealer from which this annuity is purchased, by the insurance agency from which this annuity is purchased, or any affiliates of those entities, and none makes any representations or guarantees regarding the claims-paying ability of the issuing insurance company.

Investment Guard is named "Guaranteed Minimum Accumulation Benefit" in the contract rider.

Investment Guard is not available in New York.

Future Income Generator is named "Guaranteed Withdrawal Benefit XXIV Rider—Single Life" and "Guaranteed Withdrawal Benefit XXIV Rider—Joint Life" in the contract rider.

The Russell 2000 Index and Russell 2000 Value Index (together, the "Indexes") are calculated by Russell or its agent, are trademarks of Frank Russell Company ("Russell"), and have been licensed for use by Pacific Select Fund ("PSF"). Neither Russell nor the London Stock Exchange Group companies (together the "Licensor Parties") sponsor, endorse, sell or promote any portfolios of PSF, the content of this communication, or make any claim, prediction, warranty or representation whatsoever, expressly or impliedly, either as to (i) the results to be obtained from the use of the Indexes, or (ii) the suitability of the Indexes for the purpose to which they are being put. The Licensor Parties do not and will not provide any financial or investment advice or recommendation in relation to the Index to Pacific Select Fund or its clients. The Licensor Parties do not accept any liability to any person for any errors or omissions in the Russell Indexes and are under no obligation to advise any person of any error therein.

Variable insurance products are distributed by **Pacific Select Distributors, LLC** (member FINRA & SIPC), a subsidiary of Pacific Life Insurance Company and an affiliate of Pacific Life & Annuity Company.

The home office for Pacific Life & Annuity Company is located in Phoenix, Arizona. The home office for Pacific Life Insurance Company is located in Omaha, Nebraska.

Contract Form Series: ICC22:10-1352, 10-17800, 10-1780R, ICC12:10-1252, ICC20:10-1020, ICC20:10-1025  
Rider Series: ICC22:20-1356-A, ICC22:20-1356-B, ICC22:20-1357-A, ICC22:20-1357-B, ICC22:20-1358-A, ICC22:20-1358-B,  
ICC22:20-1359-A, ICC22:20-1359-B, ICC22:20-1360-A, ICC22:20-1360-B, ICC22:20-1361-A, ICC22:20-1361-B, 10-2352

*State variations to contract form series and rider series may apply.*

VAC0138-1124

11/24 E827

5 of 5



THE OFFICIAL SPONSOR  
OF RETIREMENT™